

Name and surname: _____

Grade: _____ Date _____











Learning to calculate with the abacus

session
26

self-assessment
reviewing sessions from 14 to 25



1. Circle the correct answer considering the number represented in each of the following hands' picture (5 minutes)

(A)	(B)	(C)	(D)	(E)
				
(9) (5) (1)	(5) (0) (1)	(2) (3) (6)	(7) (8) (6)	(1) (5) (9)
(F)	(G)	(H)	(I)	(J)
				
(2) (1) (8)	(0) (9) (1)	(2) (4) (6)	(9) (5) (6)	(8) (7) (4)

Name and surname: _____

Grade: _____ Date _____

Learning to calculate with the abacus



session
26

self-assessment
reviewing sessions from 14 to 25

2. Do these calculations using the **hands** and circle the correct result
(10 minutes).

Ⓐ

2
6

8 5 7

Ⓑ

1
6

1 6 7

Ⓒ

6
2
1

7 9 8

Ⓓ

2
7
-5

5 3 4

Ⓔ

3
6
-5

3 4 5

Ⓕ

3
-2
8

8 9 1

Ⓖ

1
8
-5
-3

2 1 0

Ⓗ

5
2
-5
6

7 8 9

Ⓘ

2
-1
7
-3

5 4 6

Ⓙ

4
-3
1
6

7 8 9

Name and surname: _____

Grade: _____ Date _____

Learning to calculate with the abacus



session
26

self-assessment
reviewing sessions from 14 to 25

3. Do these calculations using your **abacus** and circle the correct answer
(10 minutes).

Ⓐ

$$\begin{array}{r} 9 \\ -6 \end{array}$$

1 2 3

Ⓑ

$$\begin{array}{r} 8 \\ -7 \end{array}$$

1 2 0

Ⓒ

$$\begin{array}{r} 8 \\ -7 \\ 5 \end{array}$$

4 5 6

Ⓓ

$$\begin{array}{r} 9 \\ -7 \\ 6 \end{array}$$

7 8 9

Ⓔ

$$\begin{array}{r} 5 \\ 3 \\ -8 \end{array}$$

0 1 9

Ⓕ

$$\begin{array}{r} 2 \\ 6 \\ -7 \end{array}$$

0 1 2

Ⓖ

$$\begin{array}{r} 2 \\ 6 \\ -8 \\ 5 \end{array}$$

3 4 5

Ⓕ

$$\begin{array}{r} 9 \\ -7 \\ -1 \\ 3 \end{array}$$

3 4 5

Ⓖ

$$\begin{array}{r} 2 \\ 1 \\ 6 \\ -8 \end{array}$$

0 1 2

Ⓖ

$$\begin{array}{r} 1 \\ 1 \\ 7 \\ -9 \end{array}$$

0 1 5

Name and surname: _____

Grade: _____ Date _____

Learning to calculate with the abacus





session
26

self-assessment
reviewing sessions from 14 to 25







4. Do these calculations using your **abacus** and circle the correct answer
(5 minutes).





Ⓐ  - 1 + 4 -  =  

Ⓑ 8 -  -  + 8 =  

Ⓒ  -  + 7 - 1 =  

Ⓓ 2 +  - 6 +  =  

Ⓔ 6 + 2 -  +  =  

Ⓕ  - 6 +  - 7 =  

TEACHER'S VERSION

Learning to calculate with the abacus



session
26

self-assessment
reviewing sessions from 14 to 25

1. Circle the correct answer considering the number represented in each of the following hands' picture (5 minutes).

(A)	(B)	(C)	(D)	(E)
9 5 1	5 0 1	2 3 6	7 8 6	1 5 9
(F)	(G)	(H)	(I)	(J)
2 1 8	0 9 1	2 4 6	9 5 6	8 7 4

To solve the exercises you can also check:

Practice sheets



Theory practice sheets from session 15

videos



"Let's calculate with our hands"

TEACHER'S VERSION

Learning to calculate with the abacus



session
26

self-assessment
reviewing sessions from 14 to 25

2. Do these calculations using your **abacus** and circle the correct answer (10 minutes).

Ⓐ	Ⓑ	Ⓒ	Ⓓ	Ⓔ
2 6	1 6	6 2 1	2 7 -5	3 6 -5
(8) (5) (7)	(1) (6) (7)	(7) (9) (8)	(5) (3) (4)	(3) (4) (5)
Ⓕ	Ⓖ	Ⓗ	Ⓙ	Ⓚ
3 -2 8	1 8 -5 -3	5 2 -5 6	2 -1 7 -3	4 -3 1 6
(8) (9) (1)	(2) (1) (0)	(7) (8) (9)	(5) (4) (6)	(7) (8) (9)

To solve the exercises you can also check:

Practice sheets



Theory practice sheets
from session 15

videos



"Let's calculate with our hands"

TEACHER'S VERSION

Learning to calculate with the abacus



session
26

self-assessment
reviewing sessions from 14 to 25

3. Do these calculations using your **abacus** and circle the correct answer (10 minutes).

Ⓐ

9
-6

1 2 3

Ⓑ

8
-7

1 2 0

Ⓒ

8
-7
5

4 5 6

Ⓓ

9
-7
6

7 8 9

Ⓔ

5
3
-8

0 1 9

Ⓕ

2
6
-7

0 1 2

Ⓖ

2
6
-8
5

3 4 5

Ⓗ

9
-7
-1
3

3 4 5

Ⓘ

2
1
6
-8

0 1 2

Ⓙ

1
1
7
-9

0 1 5

To solve the exercises you can also check:

Practice sheets



Theory practice sheets
from sessions 22 and 24

videos



"The pinch movement"

TEACHER'S VERSION

Learning to calculate with the abacus






session
26

self-assessment
reviewing sessions from 14 to 25








4. Do these calculations using your **abacus** and circle the correct answer (10 minutes).






A  - 1 + 4 -  =   

B $8 -$  $-$  $+ 8 =$   

C  -  + 7 - 1 =   

D $2 +$  $- 6 +$  =   

E $6 + 2 -$  $+$  =   

F  - 6 +  - 7 =   

To solve the exercises you can also check:

Practice sheets



Theory practice sheets from sessions 22 and 24

videos



"The pinch movement"