

Name and surname: _____

Grade: _____ Date _____

Learning to calculate with the abacus

session
16

addition with the hands
units



1. Add using the hands

Pay attention to the teacher's explanation and then do the following calculations using your hands.

Ⓐ  +  = 

Ⓓ  +  +  = 

Ⓑ  +  = 

Ⓔ  +  +  = 

Ⓒ  +  = 

Ⓕ  +  +  = 

Name and surname: _____

Grade: _____ Date _____

Learning to calculate with the abacus

session
16

addition with the hands
units






2. Add using the hands

Pay attention to the teacher's explanation and then do the following calculations using your hands.

A  +  = ○

D  +  +  = ○

B  +  = ○

E  +  +  = ○

C  +  = ○

F  +  +  = ○

Name and surname: _____

Grade: _____ Date _____

Learning to calculate with the abacus

session
16

addition with the hands
units



3. Add using the hands

Pay attention to the teacher's explanation and then do the following calculations using your hands.

Ⓐ  +  = ○

Ⓓ  +  +  = ○

Ⓑ  +  = ○

Ⓔ  +  +  = ○

Ⓒ  +  = ○

Ⓕ  +  +  = ○

Learning to calculate with the abacus

session
16

addition with the hands
units



1. Add using the hands

Information for the teacher

When adding with the hands it should be considered the following aspects:

When adding it is necessary to go from inside to outside, that is, the order would be to begin with the index, middle, ring and little finger. To represent the number "5" use the thumb and close the rest of fingers.





A  +  = 

D  +  +  = 

B  +  = 

E  +  +  = 

C  +  = 

F  +  +  = 

To solve the exercises you can also check:

Practice sheets



Theory practice sheets
session 15

videos



"Let's calculate with our hands"

Learning to calculate with the abacus

session
16

addition with the hands
units



2. Add using the hands

Information for the teacher


When adding with the hands it should be considered the following aspects:

When adding it is necessary to go from inside to outside, that is, the order would be to begin with the index, middle, ring and little finger. To represent the number "5" use the thumb and close the rest of fingers.

A 

D 

B 

E 

C 

F 

To solve the exercises you can also check:

Practice sheets



Theory practice sheets
session 15

videos



"Let's calculate with our hands"

Learning to calculate with the abacus

session
16

addition with the hands
units



3. Add using the hands

Information for the teacher

When adding with the hands it should be considered the following aspects:

When adding it is necessary to go from inside to outside, that is, the order would be to begin with the index, middle, ring and little finger. To represent the number "5" use the thumb and close the rest of fingers.

Ⓐ + =

Ⓓ + + =

Ⓑ + =

Ⓔ + + =

Ⓒ + =

Ⓕ + + =

To solve the exercises you can also check:

Practice sheets



Theory practice sheets
session 15

videos



"Let's calculate with our hands"